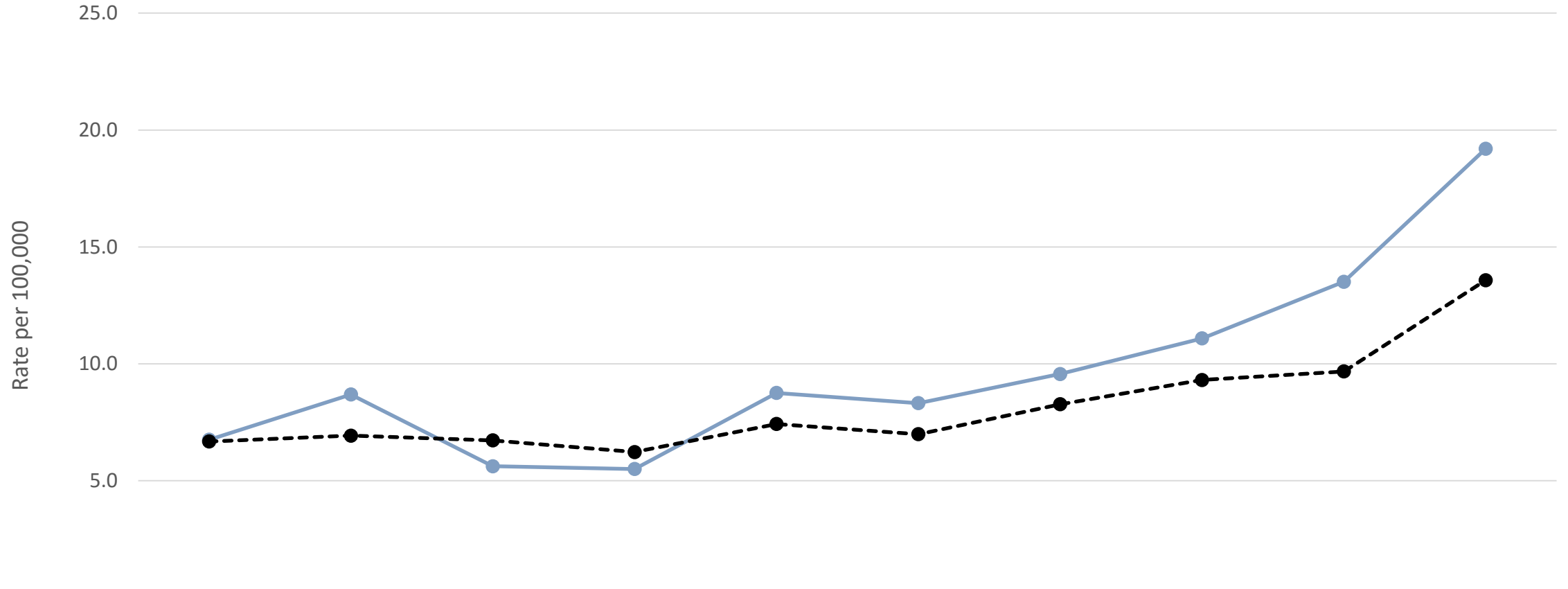


# Data Describing the Opioid Addiction Issue in this Region

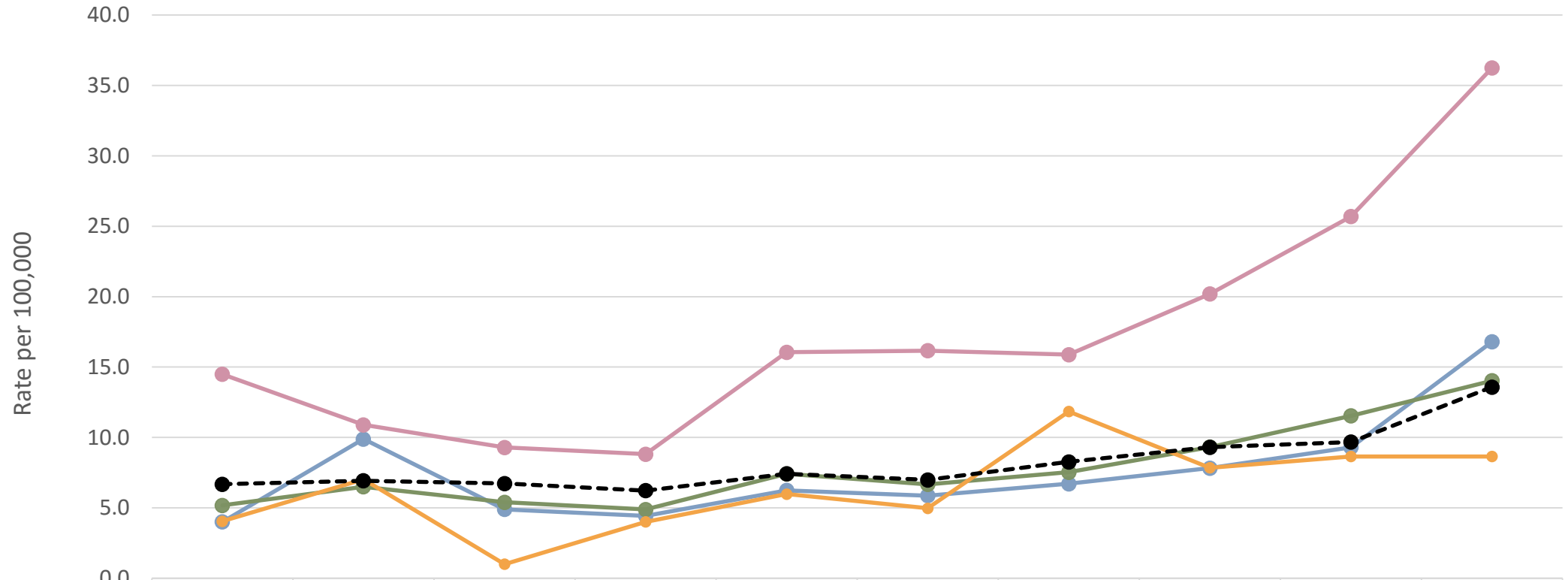
Virginia Department of Health

**Rate of Fatal Opioid Overdose in Central Region (Chesterfield, Hanover, Henrico, and Richmond City) Compared to the State by Locality of Overdose and Year of Death, 2007-2016**

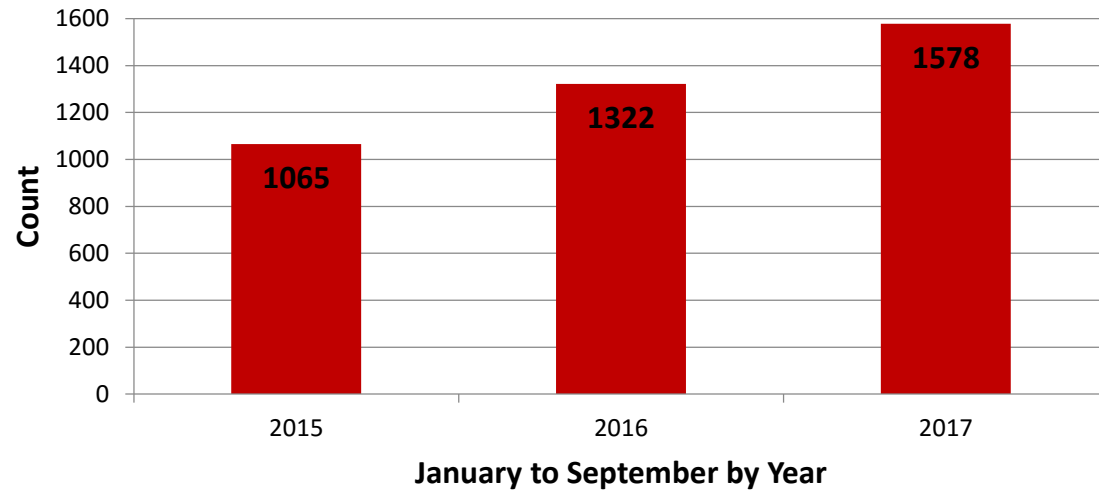


	2007	2008	2009	2010	2011	2012	2013	2014	2015	2016
Region	6.8	8.7	5.6	5.5	8.8	8.3	9.6	11.1	13.5	19.2
State	6.7	6.9	6.7	6.2	7.4	7.0	8.3	9.3	9.7	13.6

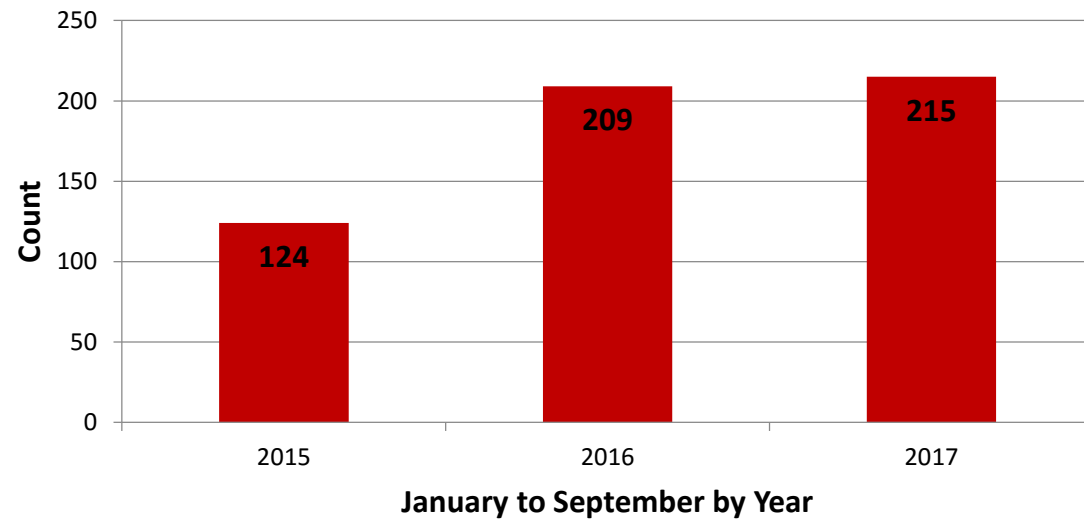
Rate of Fatal Opioid Overdose by Locality of Overdose and Year of Death, 2007-2016



	2007	2008	2009	2010	2011	2012	2013	2014	2015	2016
Chesterfield County	4.0	9.9	4.9	4.4	6.2	5.9	6.7	7.8	9.3	16.8
Henrico County	5.2	6.5	5.4	4.9	7.4	6.7	7.5	9.3	11.5	14.0
Hanover County	4.0	7.0	1.0	4.0	6.0	5.0	11.8	7.8	8.7	8.7
Richmond City	14.5	10.9	9.3	8.8	16.1	16.2	15.9	20.2	25.7	36.2
State	6.7	6.9	6.7	6.2	7.4	7.0	8.3	9.3	9.7	13.6



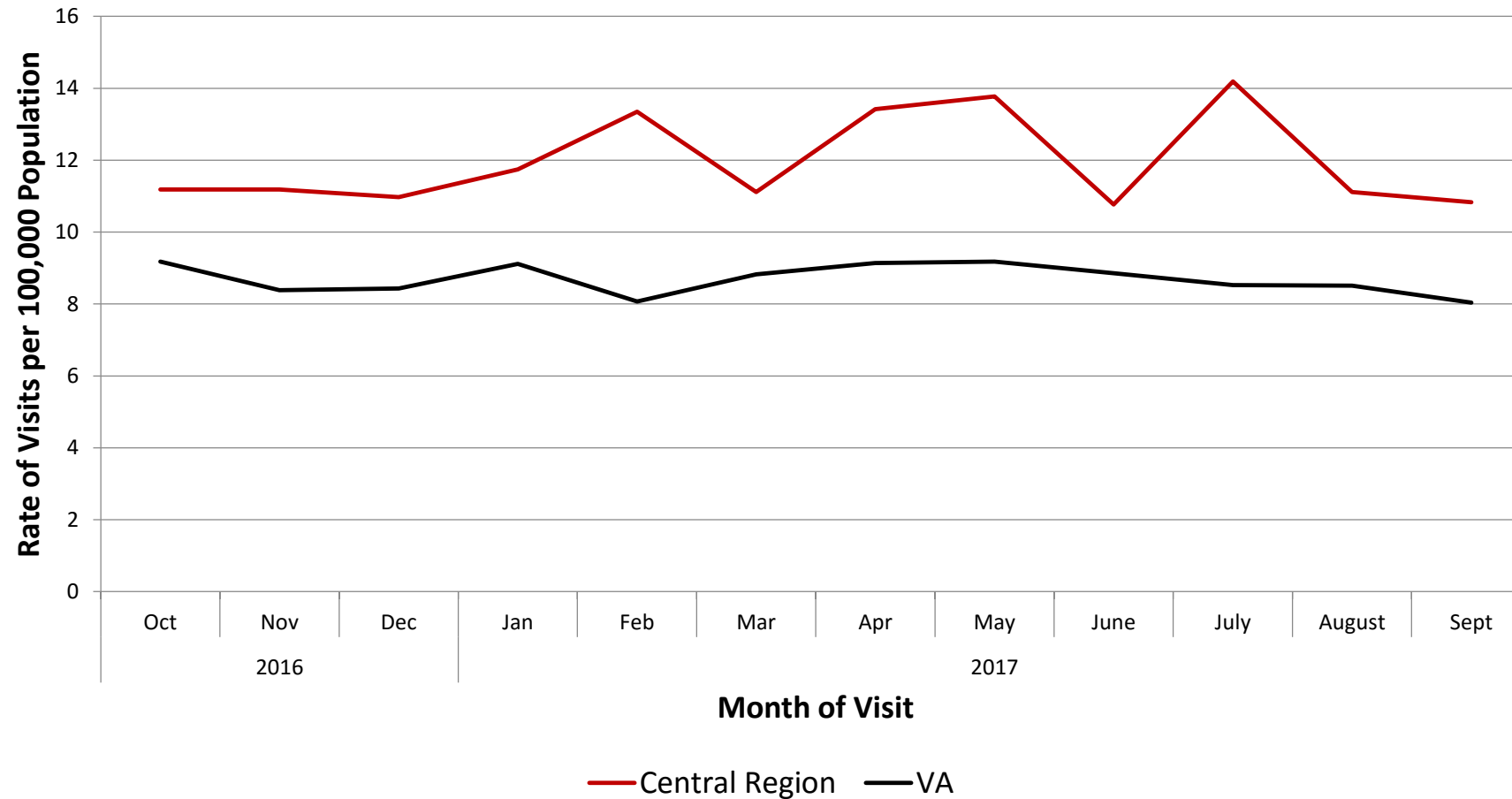
January to September count of ED Visits for Unintentional Overdose by **Opioid or Unspecified Substance** among Central Region Residents by Year.



January to September count of ED Visits for Unintentional Overdose by **Heroin** among Central Region Residents by Year.

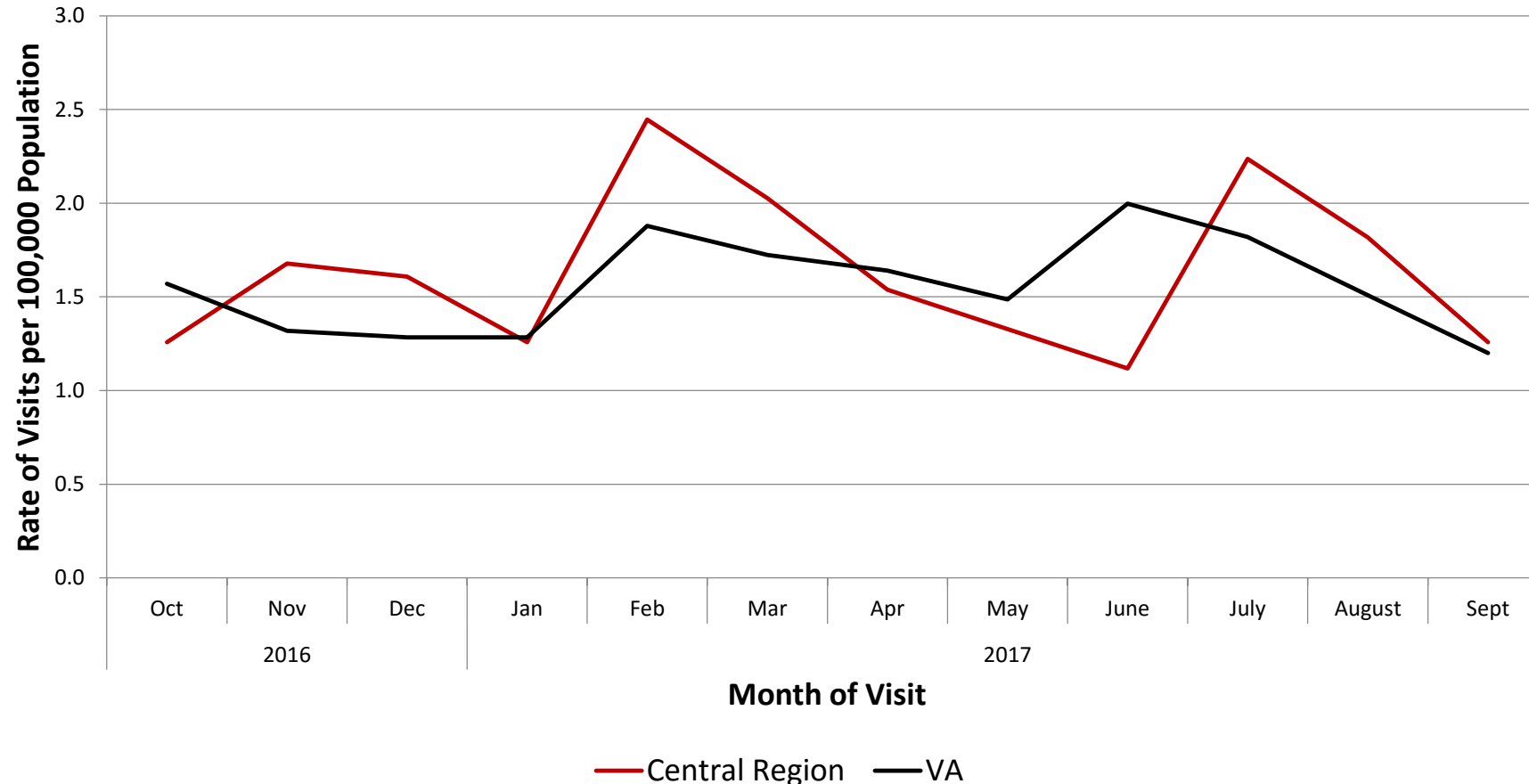
- *VDH currently receives data on visits to 77 acute care hospital EDs and 13 free-standing EDs in Virginia. Chief complaint and discharge diagnosis are analyzed to identify visits for acute, unintentional overdose by opioid or unspecified substance and by heroin. Data only includes visits by VA residents seen at reporting in-state EDs.*

## Rate of ED Visits for Unintentional Overdose by **Opioid or Unspecified Substance** among Virginia and Central Region Residents by Month, Most Recent 12 Months.



- *VDH currently receives data on visits to 77 acute care hospital EDs and 13 free-standing EDs in Virginia. Chief complaint and discharge diagnosis are analyzed to identify visits for acute, unintentional overdose by opioid or unspecified substance, which includes medical and non-medical use of a prescription opioid or where the substance is not specified but excludes heroin. Data only includes visits by VA residents seen at reporting in-state EDs.*

## Rate of ED Visits for Unintentional Overdose by **Heroin** among Virginia and Central Region Residents by Month, Most Recent 12 Months.



- *VDH currently receives data on visits to 77 acute care hospital EDs and 13 free-standing EDs in Virginia. Chief complaint and discharge diagnosis are analyzed to identify visits for acute, unintentional overdose by heroin, which includes medical and non-medical use of a prescription opioid or where the substance is not specified but excludes heroin. Data only includes visits by VA residents seen at reporting in-state EDs.*